

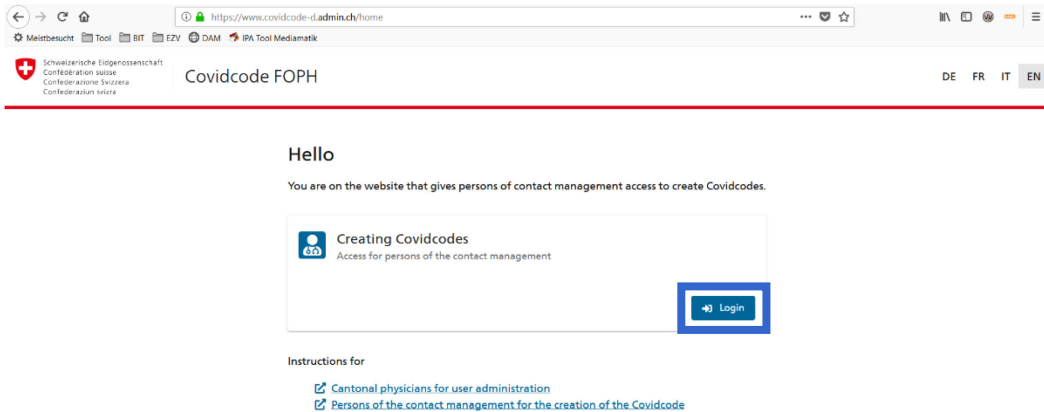
Instructions for doctors and hospitals

www.covidcode.admin.ch

This is how covidcode.admin.ch works


Go to «www.covidcode.admin.ch»

Open the covidcode.admin.ch app using the address www.covidcode.admin.ch. This will take you to the homepage.



Access

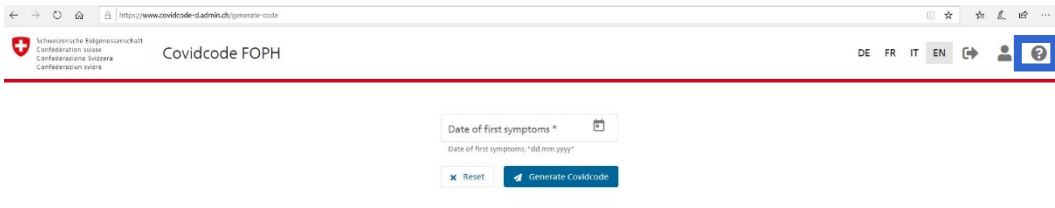
Click on «Login» and select HIN login.



Generate Covidcode

This page enables you to generate the 12-digit Covidcode for app users who have tested positive. Enter the date of first symptoms and click on «Generate Covidcode». For information on the date of first symptoms, click on the question mark in the upper right-hand corner.

3

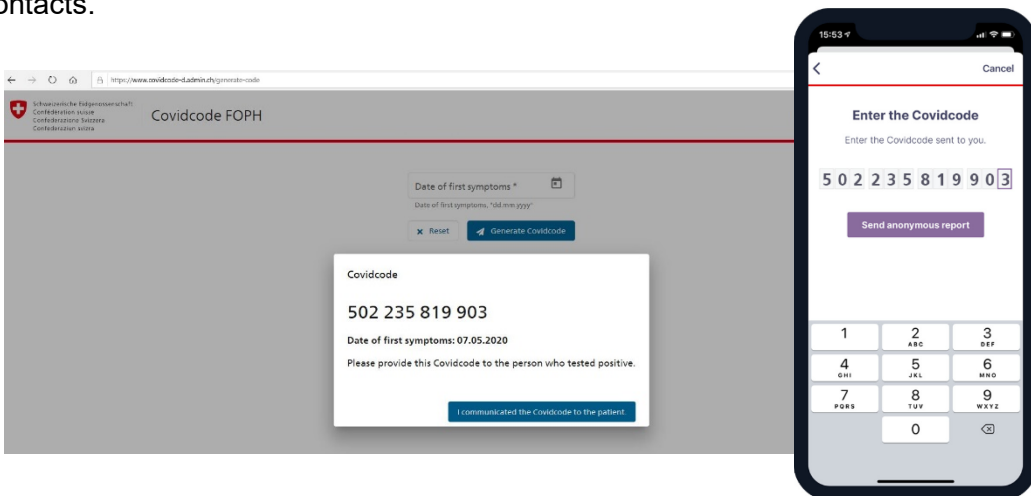


The screenshot shows the 'Covidcode FOPH' web page. At the top, there is a navigation bar with the Swiss Confederation logo and the text 'Covidcode FOPH'. Below this, there is a form with a date picker for 'Date of first symptoms *' and a 'Generate Covidcode' button. A question mark icon is visible in the top right corner of the browser window.

Communicate Covidcode

The generated Covidcode is displayed. Forward the Covidcode to the patient by phone, text message or email so that he/she can enter it in the SwissCovid app and alert contacts.

4



The screenshot shows the 'Covidcode FOPH' web page with a modal dialog box displaying the generated Covidcode: '502 235 819 903'. The date of first symptoms is '07.05.2020'. Below the code, there is a button that says 'I communicated the Covidcode to the patient'. To the right, a mobile phone is shown displaying the same Covidcode in a text input field, with a numeric keypad below it.

Click on «I communicated the Covidcode to the patient» to complete the process.