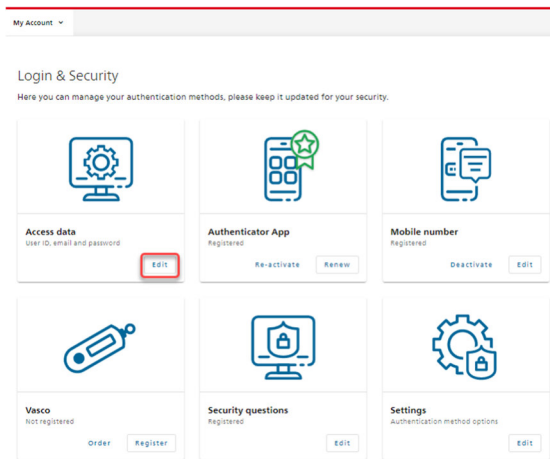




How to change your e-mail address

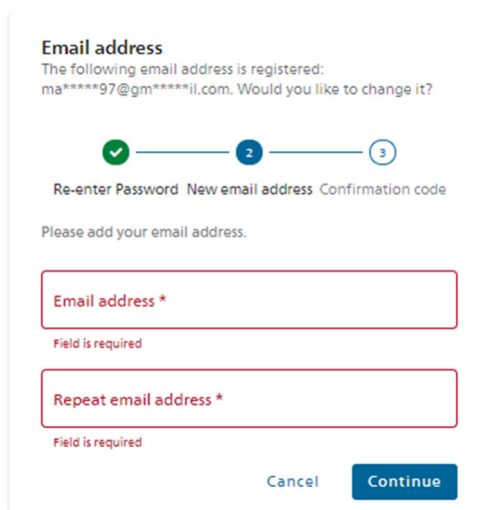
In the following document you will learn how to change your e-mail address. Click here to get to the eIAM portal <https://www.myaccount.eiam.admin.ch>.

A



If you want to change your e-mail address, you can do so under "Access data". To do so, click on "Edit" and in the next screen choose "Edit" again next to "E-Mail address" field.

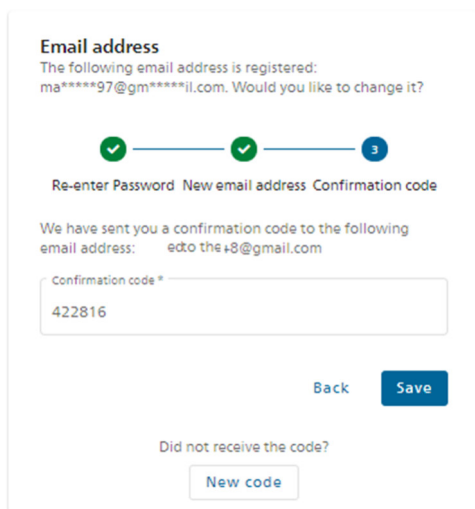
B



After entering your CH-LOGIN password:

1. Enter here twice your new e-mail address.
2. Then click on "Continue".

C



1. A code will be sent to your new e-mail address. Enter this code at "Confirmation code".
2. You can end the process with "Save". You have now successfully changed the e-mail address.

END