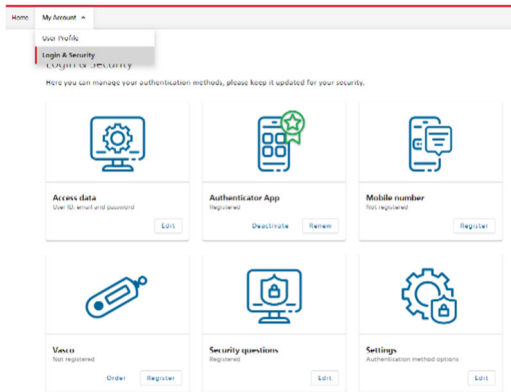




How to Modify Authenticator App

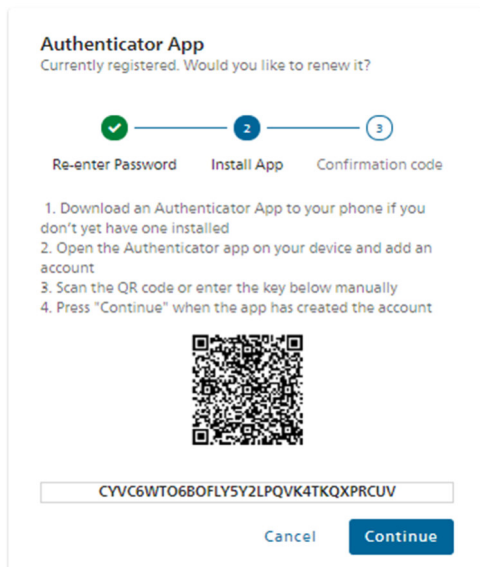
In the following document you will learn how to change your Authenticator App. You can access the CH-LOGIN portal here <https://www.myaccount.eiam.admin.ch/>.

A



If you want to change your Authenticator App, you can do so at the "Login and Security". For Authenticator App, click "Renew"

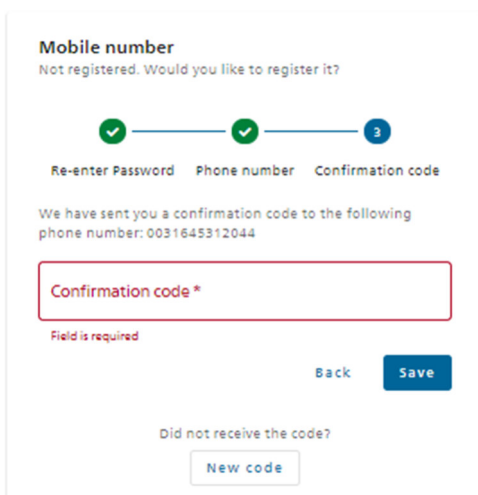
B



After entering your password, the following screen appears.

Add a new account to your new Authenticator App and scan the QR Code. Then confirm with "Continue".

C



Enter the confirmation code generated by the app.

You have changed the app.

D

END