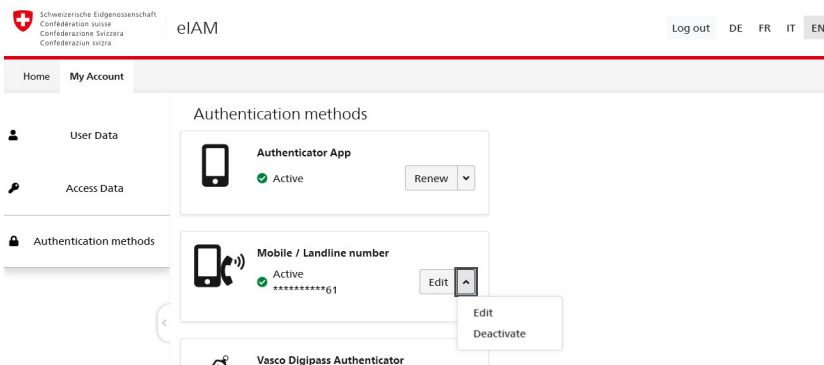




## Instructions deactivating the telephone number

In the following document you will learn how to deactivate your telephone number. Here you can access the CH-LOGIN portal <https://www.myaccount.eiam.admin.ch/>.

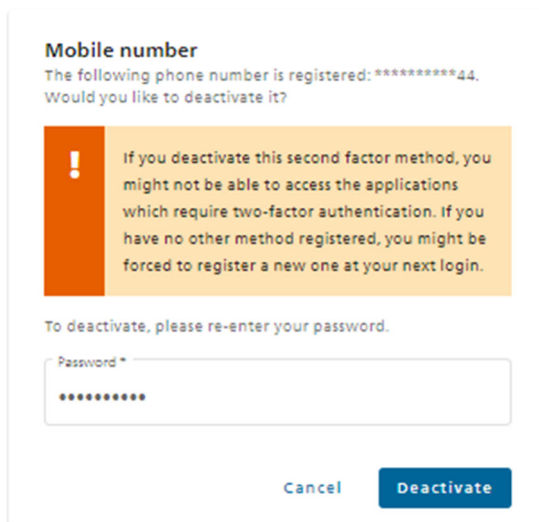
A



If you want to deactivate your phone number, you can do so in the "Login & Security". For Mobile number, click "Deactivate".

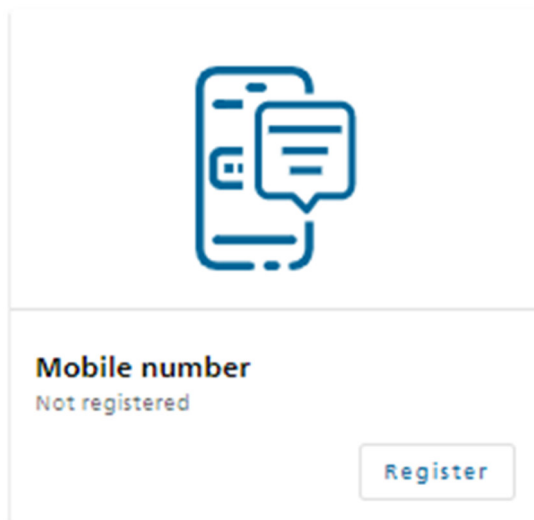
After entering your password the following screen appears

B



Confirm the warning message with "Deactivate".

C



You have deactivated the telephone number. If you access an application that needs it, you can register it again.

END